

# **Project Cardinal – Remote Control Interaction EPG**

# TV Guide Overlay

[Single Press] 'I' overlay appears over on focus programme

Indicates record programme

Indicates record series

Current Channel

Channel logo

Position of current time

BT VISION 10:30 AM

**Title**  
 10:00am - 11:00am | AD, SUB  
 Ei sint option persecuti duo. At debet option fierent ius, timeam eruditi utroque qui te, ad habeo accumsan mei.  
 Press for more information

TODAY 10:00am 11:00am 11:30am 12:00pm

999 Vision Film	< Harry Potter and the Order of the Phoenix	Home Alone
001	<b>Homes Under the Hammer</b> FINISHED AD, SUB	To Buy or Not to Buy 11:30am - 12:30pm AD, SUB
002 BBC Two	Copycats	Deadly 60
003 ITV1	This Morning	The Story of an African Farm
004 Channel 4	Privileged	Friends
005 FIVE	The Wrig ...	Trisha Goddard
		CSI: NY

Change Days   Info   Record   Manage Channels   Search

[Single Press] Moves programme time/ days forward and backward

[Single Press] blue overlay appears over on focus programme

[Single Press] Records programme. Icon will appear on top right hand side of programme that is on focus

[Single Press] opens Manage Channels overlay

[Single Press] opens Search Overlay screen

## Remote Control Notes



### GLOBAL BUTTONS

- 1: POWER: ON/OFF [SINGLE PRESS] TURNS ON/OFF BOX.
- 2: ON DEMAND: [SINGLE PRESS] TOGGLES USER TO ON DEMAND MENU.
- 3: TV GUIDE: [SINGLE PRESS] TOGGLES USER TO TV GUIDE MENU.
- 4: EXIT: [SINGLE PRESS] CURRENTLY NO FUNCTION, SHOULD EXIT ON FOCUS SCREEN
- 5: BT VISION: [SINGLE PRESS] TOGGLES USERS TO BT VISION MENU
- 6: FAV: [SINGLE PRESS] OVERLAY WITH USERS FAVOURITE MENU.

### NAVIGATIONAL

- 7: VOLUME + [SINGLE/MULTIPLE PRESS] INCREASE VOLUME
- 8: VOLUME - [SINGLE/MULTIPLE PRESS] DECREASE VOLUME
- 9: ARROW < [SINGLE/MULTIPLE PRESS] TOGGLES BACK FROM FUTURE PROGRAMMES ON SAME CHANNEL
- 10: ARROW ^ [SINGLE/MULTIPLE PRESS] TOGGLES UP CHANNELS
- 11: ARROW > [SINGLE/MULTIPLE PRESS] TOGGLES TO NEXT PROGRAMME ON SAME CHANNEL
- 12: ARROW v [SINGLE/MULTIPLE PRESS] TOGGLES DOWN CHANNELS
- 13: SELECT [SINGLE PRESS ONCE] ON CURRENT FOCUS WILL OPEN PROGRAMME SELECTED
- 14: CHANNEL + [SINGLE/MULTIPLE PRESS] BROWSE CHANNELS ABOVE CURRENT CHANNEL
- 15: CHANNEL - [SINGLE/MULTIPLE PRESS] BROWSE CHANNELS BELOW CURRENT CHANNEL
- 16: MUTE: [SINGLE PRESS] TURNS OFF/ON SOUND
- 17: BACK: [SINGLE PRESS] TOGGLES BACK TV GUIDE CAROUSEL
- 18: INFORMATION: [SINGLE PRESS] OPENS PROGRAMME INFORMATION OVERLAY

### TRICKPLAY BUTTONS

- 19: STOP (NO CURRENT FUNCTION)
- 20: PAUSE (NO CURRENT FUNCTION)
- 21: PLAY (NO CURRENT FUNCTION)
- 22: RECORD: RECORDS PROGRAMME THAT IS ON FOCUS
- 23: STEP OUT/BACK (NO CURRENT FUNCTION)
- 24: REWIND : MOVES BACK 1 DAY
- 25: FAST FORWARD: MOVES FORWARD 1 DAY
- 26: STEP IN/FORWARD (NO CURRENT FUNCTION)

### COLOUR BUTTONS

- 27: RED [SINGLE PRESS] OPENS SETTINGS MENU
- 28: GREEN [SINGLE PRESS] (NO CURRENT FUNCTION)
- 29: YELLOW [SINGLE PRESS] OPEN MANAGE CHANNEL OVERLAY
- 30: BLUE [SINGLE PRESS] OPENS OVERLAY FOR SEARCH TEMPLATE.

### NUMBER BUTTONS

- 31: 1
- 32: 2
- 33: 3
- 34: 4
- 35: 5
- 36: 6
- 37: 7
- 38: 8
- 39: 9

### ADDITIONAL BUTTONS

- 40: ASTERISK (SUBTITLES)
- 41: 0: SEE NUMBER BUTTONS ABOVE
- 42: HASH (AUDIO DESCRIPTION)
- 43: DELETE (NO CURRENT FUNCTION)
- 44: HELP (NO CURRENT FUNCTION)
- 45: TEXT (NO CURRENT FUNCTION)
- 46: MODE (NO CURRENT FUNCTION)
- 47: SHORTCUTS (NO CURRENT FUNCTION)



# Browsing Overlay

**[Single Press] 'I' overlay appears over on focus programme**

**Indicates record programme**

**Position of current time**

**Indicates record series**

**[single press] '>' to toggle through the programmes one by one**

**Current Channel**

**Channel logo**

**Title**

10:00am - 11:00am | AD, SUB  
 Ei sint option persecuti duo. At debet option fierent ius, timeam eruditi utroque qui te, ad habeo accumsan mei.

Press for more information

**BT VISION**  
 10:30 AM

**TODAY** 10:00am | 11:00am | 11:30am | 12:00pm

999 Vision Film	< Harry Potter and the Order of the Phoenix	Home Alone
001	Homes Under the Hammer	To Buy or Not to Buy
002 BBC Two	Copycats	Deadly 60
003 ITV1	This Morning	The Story of an African Farm
004 Channel 4	Privileged	Friends
005 FIVE	The Wrig ...	Trisha Goddard
		CSI: NY

**Change Days** **More Info** **Cancel Record** **Manage Channels** **Search**

**[Single Press] Moves programme time/ days forward and backward**

**[Single Press] blue overlay appears over on focus programme**

**[Single Press] Records programme. Icon will appear on top right hand side of programme that is on focus**

**[Single Press] opens Manage Channels overlay**

**[Single Press] opens Search Overlay screen**

## Remote Control Notes



### GLOBAL BUTTONS

- 1: POWER: ON/OFF [SINGLE PRESS] TURNS ON/OFF BOX.
- 2: ON DEMAND: [SINGLE PRESS] TOGGLES USER TO ON DEMAND MENU.
- 3: TV GUIDE: [SINGLE PRESS] TOGGLES USER TO TV GUIDE MENU.
- 4: EXIT: [SINGLE PRESS] CURRENTLY NO FUNCTION, SHOULD EXIT ON FOCUS SCREEN
- 5: BT VISION: [SINGLE PRESS] TOGGLES USERS TO BT VISION MENU
- 6: FAV: [SINGLE PRESS] OVERLAY WITH USERS FAVOURITE MENU.

### NAVIGATIONAL

- 7: VOLUME + [SINGLE/MULTIPLE PRESS] INCREASE VOLUME
- 8: VOLUME - [SINGLE/MULTIPLE PRESS] DECREASE VOLUME
- 9: ARROW < [SINGLE/MULTIPLE PRESS] TOGGLES BACK FROM FUTURE PROGRAMMES ON SAME CHANNEL
- 10: ARROW ^ [SINGLE/MULTIPLE PRESS] TOGGLES UP CHANNELS
- 11: ARROW > [SINGLE/MULTIPLE PRESS] TOGGLES TO NEXT PROGRAMME ON SAME CHANNEL
- 12: ARROW v [SINGLE/MULTIPLE PRESS] TOGGLES DOWN CHANNELS
- 13: SELECT [SINGLE PRESS ONCE] ON CURRENT FOCUS WILL OPEN PROGRAMME SELECTED
- 14: CHANNEL + [SINGLE/MULTIPLE PRESS] BROWSE CHANNELS ABOVE CURRENT CHANNEL
- 15: CHANNEL - [SINGLE/MULTIPLE PRESS] BROWSE CHANNELS BELOW CURRENT CHANNEL
- 16: MUTE: [SINGLE PRESS] TURNS OFF/ON SOUND
- 17: BACK: [SINGLE PRESS] TOGGLES BACK TV GUIDE CAROUSEL
- 18: INFORMATION: [SINGLE PRESS] OPENS PROGRAMME INFORMATION OVERLAY

### TRICKPLAY BUTTONS

- 19: STOP (NO CURRENT FUNCTION)
- 20: PAUSE (NO CURRENT FUNCTION)
- 21: PLAY (NO CURRENT FUNCTION)
- 22: RECORD: RECORDS PROGRAMME THAT IS ON FOCUS
- 23: STEP OUT/BACK (NO CURRENT FUNCTION)
- 24: REWIND : MOVES BACK 1 DAY
- 25: FAST FORWARD: MOVES FORWARD 1 DAY
- 26: STEP IN/FORWARD (NO CURRENT FUNCTION)

### COLOUR BUTTONS

- 27: RED [SINGLE PRESS] OPENS SETTINGS MENU
- 28: GREEN [SINGLE PRESS] (NO CURRENT FUNCTION)
- 29: YELLOW [SINGLE PRESS] OPEN MANAGE CHANNEL OVERLAY
- 30: BLUE [SINGLE PRESS] OPENS OVERLAY FOR SEARCH TEMPLATE.

### NUMBER BUTTONS

- 31: 1
  - 32: 2
  - 33: 3
  - 34: 4
  - 35: 5
  - 36: 6
  - 37: 7
  - 38: 8
  - 39: 9
- [SINGLE PRESS] TO MANUALLY SELECT CHANNEL

### ADDITIONAL BUTTONS

- 40: ASTERISK (SUBTITLES)
- 41: 0: SEE NUMBER BUTTONS ABOVE
- 42: HASH (AUDIO DESCRIPTION)
- 43: DELETE (NO CURRENT FUNCTION)
- 44: HELP (NO CURRENT FUNCTION)
- 45: TEXT (NO CURRENT FUNCTION)
- 46: MODE (NO CURRENT FUNCTION)
- 47: SHORTCUTS (NO CURRENT FUNCTION)



# Bookmark in TV Guide

Current Channel

[single press] for more information

[single press] to bookmark programme

Indicates record programme

Indicates record series

**Programme Title**

More Information (Red dot)

Bookmarks (Green dot)

BT VISION 10:30 AM

TODAY	10:00am	11:00am	11:30am	12:00pm
999 Vision Film	< Harry Potter and the Order of the Phoenix			Home Alone
001 BBC one	<b>Homes Under the Hammer</b> (R) (10:00AM - 11:30AM) (AD, SUB)	To Buy or Not to Buy		
002 BBC Two	Copycats	Deadly 60 (R)	The Story of an African Farm	
003 ITV1	This Morning			
004 Channel 4	Privileged	Friends (L)	Friends	
005 FIVE	The Wrig...	Trisha Goddard	CSI: NY	

Change Days (Double arrow icon)

More Info (Blue 'i' icon)

Cancel Record (Red 'R' icon)

Manage Channels (Yellow circle icon)

Search (Blue circle icon)

[Single Press] Moves programme time/ days forward and backward

[Single Press]blue overlay appears over on focus programme

[Single Press] Records programme. Icon will appear on top right hand side of programme that is on focus

[Single Press] opens Manage Channels overlay

[Single Press] opens Search Overlay screen

## Remote Control Notes



### GLOBAL BUTTONS

- 1: POWER: ON/OFF [SINGLE PRESS] TURNS ON/OFF BOX.
- 2: ON DEMAND: [SINGLE PRESS] TOGGLES USER TO ON DEMAND MENU.
- 3: TV GUIDE: [SINGLE PRESS] TOGGLES USER TO TV GUIDE MENU.
- 4: EXIT: [SINGLE PRESS] CURRENTLY NO FUNCTION, SHOULD EXIT ON FOCUS SCREEN
- 5: BT VISION: [SINGLE PRESS] TOGGLES USERS TO BT VISION MENU
- 6: FAV: [SINGLE PRESS] OVERLAY WITH USERS FAVOURITE MENU.

### NAVIGATIONAL

- 7: VOLUME + [SINGLE/MULTIPLE PRESS] INCREASE VOLUME
- 8: VOLUME - [SINGLE/MULTIPLE PRESS] DECREASE VOLUME
- 9: ARROW < [SINGLE/MULTIPLE PRESS] TOGGLES BACK FROM FUTURE PROGRAMMES ON SAME CHANNEL
- 10: ARROW ^ [SINGLE/MULTIPLE PRESS] TOGGLES UP CHANNELS
- 11: ARROW > [SINGLE/MULTIPLE PRESS] TOGGLES TO NEXT PROGRAMME ON SAME CHANNEL
- 12: ARROW v [SINGLE/MULTIPLE PRESS] TOGGLES DOWN CHANNELS
- 13: SELECT [SINGLE PRESS ONCE] ON CURRENT FOCUS WILL OPEN PROGRAMME SELECTED
- 14: CHANNEL + [SINGLE/MULTIPLE PRESS] BROWSE CHANNELS ABOVE CURRENT CHANNEL
- 15: CHANNEL - [SINGLE/MULTIPLE PRESS] BROWSE CHANNELS BELOW CURRENT CHANNEL
- 16: MUTE: [SINGLE PRESS] TURNS OFF/ON SOUND
- 17: BACK: [SINGLE PRESS] TOGGLES BACK TV GUIDE CAROUSEL
- 18: INFORMATION: [SINGLE PRESS] OPENS PROGRAMME INFORMATION OVERLAY

### TRICKPLAY BUTTONS

- 19: STOP (NO CURRENT FUNCTION)
- 20: PAUSE (NO CURRENT FUNCTION)
- 21: PLAY (NO CURRENT FUNCTION)
- 22: RECORD: RECORDS PROGRAMME THAT IS ON FOCUS
- 23: STEP OUT/BACK (NO CURRENT FUNCTION)
- 24: REWIND : MOVES BACK 1 DAY
- 25: FAST FORWARD: MOVES FORWARD 1 DAY
- 26: STEP IN/FORWARD (NO CURRENT FUNCTION)

### COLOUR BUTTONS

- 27: RED [SINGLE PRESS] PROVIDES MORE INFORMATION ON CURRENT PROGRAMME
- 28: GREEN [SINGLE PRESS] BOOKMARKS THE CURRENT PROGRAMME
- 29: YELLOW [SINGLE PRESS] OPEN MANAGE CHANNEL OVERLAY
- 30: BLUE [SINGLE PRESS] OPENS OVERLAY FOR SEARCH TEMPLATE.

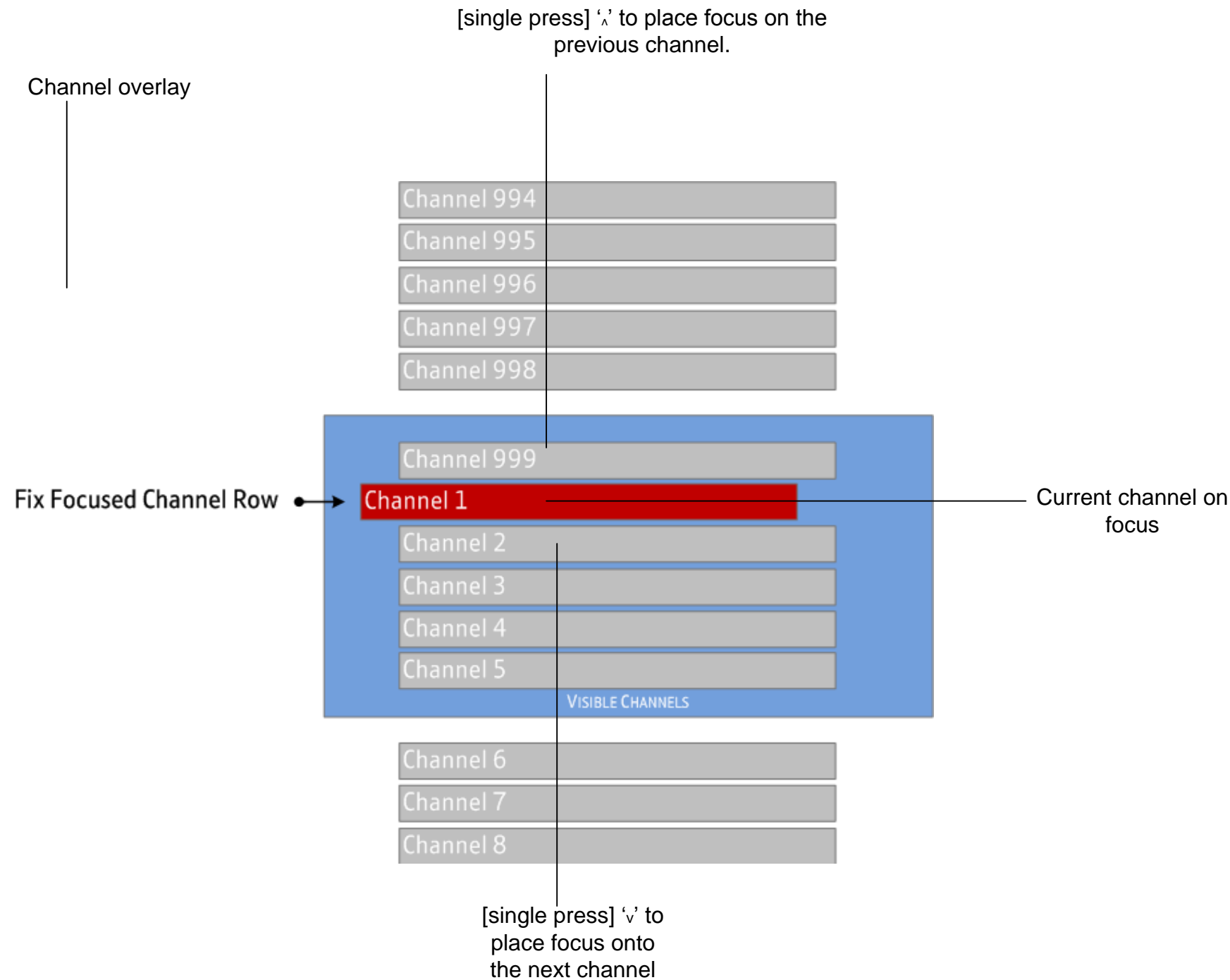
### NUMBER BUTTONS

- |       |       |   |
|-------|-------|---|
| 31: 1 | 36: 6 | [SINGLE PRESS] TO MANUALLY SELECT CHANNEL |
| 32: 2 | 37: 7 |   |
| 33: 3 | 38: 8 |   |
| 34: 4 | 39: 9 |   |
| 35: 5 |       |   |

### ADDITIONAL BUTTONS

- 40: ASTERISK (SUBTITLES)
- 41: 0: SEE NUMBER BUTTONS ABOVE
- 42: HASH (AUDIO DESCRIPTION)
- 43: DELETE (NO CURRENT FUNCTION)
- 44: HELP (NO CURRENT FUNCTION)
- 45: TEXT (NO CURRENT FUNCTION)
- 46: MODE (NO CURRENT FUNCTION)
- 47: SHORTCUTS (NO CURRENT FUNCTION)

# TV Channel Overlay



## Remote Control Notes



### GLOBAL BUTTONS

- 1: POWER: ON/OFF [SINGLE PRESS] TURNS ON/OFF BOX.
- 2: ON DEMAND: [SINGLE PRESS] TOGGLES USER TO ON DEMAND MENU.
- 3: TV GUIDE: [SINGLE PRESS] TOGGLES USER TO TV GUIDE MENU.
- 4: EXIT: [SINGLE PRESS] CURRENTLY NO FUNCTION, SHOULD EXIT ON FOCUS SCREEN
- 5: BT VISION: [SINGLE PRESS] TOGGLES USERS TO BT VISION MENU
- 6: FAV: [SINGLE PRESS] OVERLAY WITH USERS FAVOURITE MENU.

### NAVIGATIONAL

- 7: VOLUME + [SINGLE/MULTIPLE PRESS] INCREASE VOLUME
- 8: VOLUME - [SINGLE/MULTIPLE PRESS] DECREASE VOLUME
- 9: ARROW < [SINGLE/MULTIPLE PRESS] NO CURRENT FUNCTION
- 10: ARROW  $\wedge$  [SINGLE/MULTIPLE PRESS] TOGGLES UP CHANNELS
- 11: ARROW > [SINGLE/MULTIPLE PRESS] NO CURRENT FUNCTION
- 12: ARROW  $\vee$  [SINGLE/MULTIPLE PRESS] TOGGLES DOWN CHANNELS
- 13: SELECT [SINGLE PRESS ONCE] ON CURRENT FOCUS WILL OPEN PROGRAMME SELECTED
- 14: CHANNEL + [SINGLE/MULTIPLE PRESS] BROWSE CHANNELS ABOVE CURRENT CHANNEL
- 15: CHANNEL - [SINGLE/MULTIPLE PRESS] BROWSE CHANNELS BELOW CURRENT CHANNEL
- 16: MUTE: [SINGLE PRESS] TURNS OFF/ON SOUND
- 17: BACK: [SINGLE PRESS] TOGGLES BACK TV GUIDE CAROUSEL
- 18: INFORMATION: [SINGLE PRESS] OPENS PROGRAMME INFORMATION OVERLAY

### TRICKPLAY BUTTONS

- 19: STOP (NO CURRENT FUNCTION)
- 20: PAUSE (NO CURRENT FUNCTION)
- 21: PLAY (NO CURRENT FUNCTION)
- 22: RECORD: NO CURRENT FUNCTION
- 23: STEP OUT/BACK (NO CURRENT FUNCTION)
- 24: REWIND : NO CURRENT FUNCTION
- 25: FAST FORWARD: NO CURRENT FUNCTION
- 26: STEP IN/FORWARD (NO CURRENT FUNCTION)

### COLOUR BUTTONS

- 27: RED [SINGLE PRESS] PROVIDES MORE INFORMATION ON CURRENT PROGRAMME
- 28: GREEN [SINGLE PRESS] BOOKMARKS THE CURRENT PROGRAMME
- 29: YELLOW [SINGLE PRESS] OPEN MANAGE CHANNEL OVERLAY
- 30: BLUE [SINGLE PRESS] OPENS OVERLAY FOR SEARCH TEMPLATE.

### NUMBER BUTTONS

- 31: 1
- 32: 2
- 33: 3
- 34: 4
- 35: 5
- 36: 6 [SINGLE PRESS] TO MANUALLY SELECT CHANNEL
- 37: 7
- 38: 8
- 39: 9

### ADDITIONAL BUTTONS

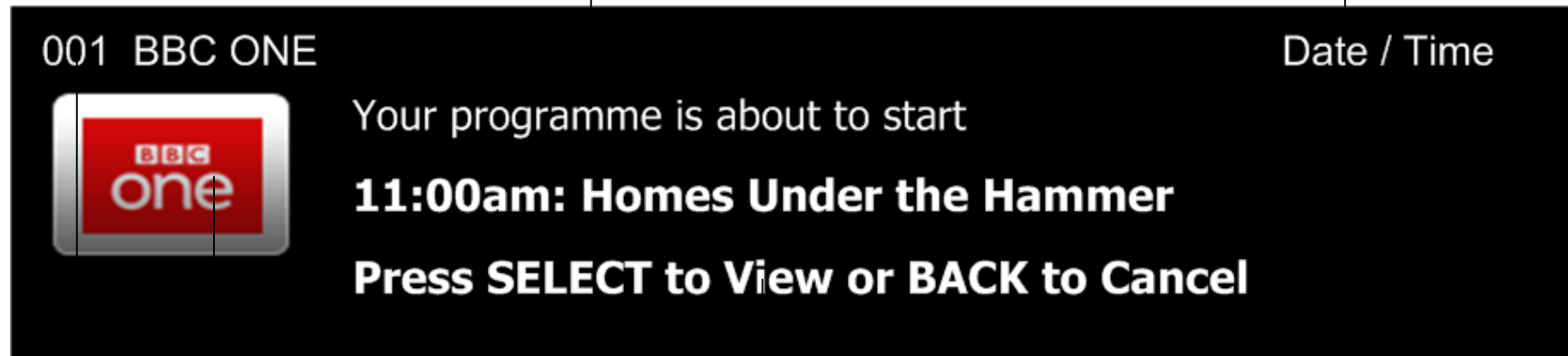
- 40: ASTERISK (SUBTITLES)
- 41: 0: SEE NUMBER BUTTONS ABOVE
- 42: HASH (AUDIO DESCRIPTION)
- 43: DELETE (NO CURRENT FUNCTION)
- 44: HELP (NO CURRENT FUNCTION)
- 45: TEXT (NO CURRENT FUNCTION)
- 46: MODE (NO CURRENT FUNCTION)
- 47: SHORTCUTS (NO CURRENT FUNCTION)



# Reminder Message

When user places a reminder, and the programme is about to start, the following message appears on the Minibar

Current Time | Date



Channel's logo  
 Current channel

[Single press] SELECT or BACK to cancel the current process, (if user wishes to change their mind, they have this option available)

## Remote Control Notes



### GLOBAL BUTTONS

- 1: POWER: ON/OFF [SINGLE PRESS] TURNS ON/OFF BOX.
- 2: ON DEMAND: [SINGLE PRESS] TOGGLES USER TO ON DEMAND MENU.
- 3: TV GUIDE: [SINGLE PRESS] TOGGLES USER TO TV GUIDE MENU.
- 4: EXIT: [SINGLE PRESS] CURRENTLY NO FUNCTION, SHOULD EXIT ON FOCUS SCREEN
- 5: BT VISION: [SINGLE PRESS] TOGGLES USERS TO BT VISION MENU
- 6: FAV: [SINGLE PRESS] OVERLAY WITH USERS FAVOURITE MENU.

### NAVIGATIONAL

- 7: VOLUME + [SINGLE/MULTIPLE PRESS] INCREASE VOLUME
- 8: VOLUME - [SINGLE/MULTIPLE PRESS] DECREASE VOLUME
- 9: ARROW < [SINGLE/MULTIPLE PRESS] NO CURRENT FUNCTION
- 10: ARROW ^ [SINGLE/MULTIPLE PRESS] NO CURRENT FUNCTION
- 11: ARROW > [SINGLE/MULTIPLE PRESS] NO CURRENT FUNCTION
- 12: ARROW v [SINGLE/MULTIPLE PRESS] NO CURRENT FUNCTION
- 13: SELECT [SINGLE PRESS ONCE] ON CURRENT FOCUS WILL CANCEL THE REMINDER
- 14: CHANNEL + [SINGLE/MULTIPLE PRESS] BROWSE CHANNELS ABOVE CURRENT CHANNEL
- 15: CHANNEL - [SINGLE/MULTIPLE PRESS] BROWSE CHANNELS BELOW CURRENT CHANNEL
- 16: MUTE: [SINGLE PRESS] TURNS OFF/ON SOUND
- 17: BACK: [SINGLE PRESS] ON CURRENT FOCUS WILL CANCEL THE REMINDER
- 18: INFORMATION: [SINGLE PRESS] OPENS PROGRAMME INFORMATION OVERLAY

### TRICKPLAY BUTTONS

- 19: STOP (NO CURRENT FUNCTION)
- 20: PAUSE (NO CURRENT FUNCTION)
- 21: PLAY (NO CURRENT FUNCTION)
- 22: RECORD: RECORDS PROGRAMME THAT IS ON FOCUS
- 23: STEP OUT/BACK (NO CURRENT FUNCTION)
- 24: REWIND : (NO CURRENT FUNCTION)
- 25: FAST FORWARD: (NO CURRENT FUNCTION)
- 26: STEP IN/FORWARD (NO CURRENT FUNCTION)

### COLOUR BUTTONS

- 27: RED [SINGLE PRESS] NO CURRENT FUNCTION
- 28: GREEN [SINGLE PRESS] NO CURRENT FUNCTION
- 29: YELLOW [SINGLE PRESS] NO CURRENT FUNCTION
- 30: BLUE [SINGLE PRESS] OPENS OVERLAY FOR SEARCH TEMPLATE.

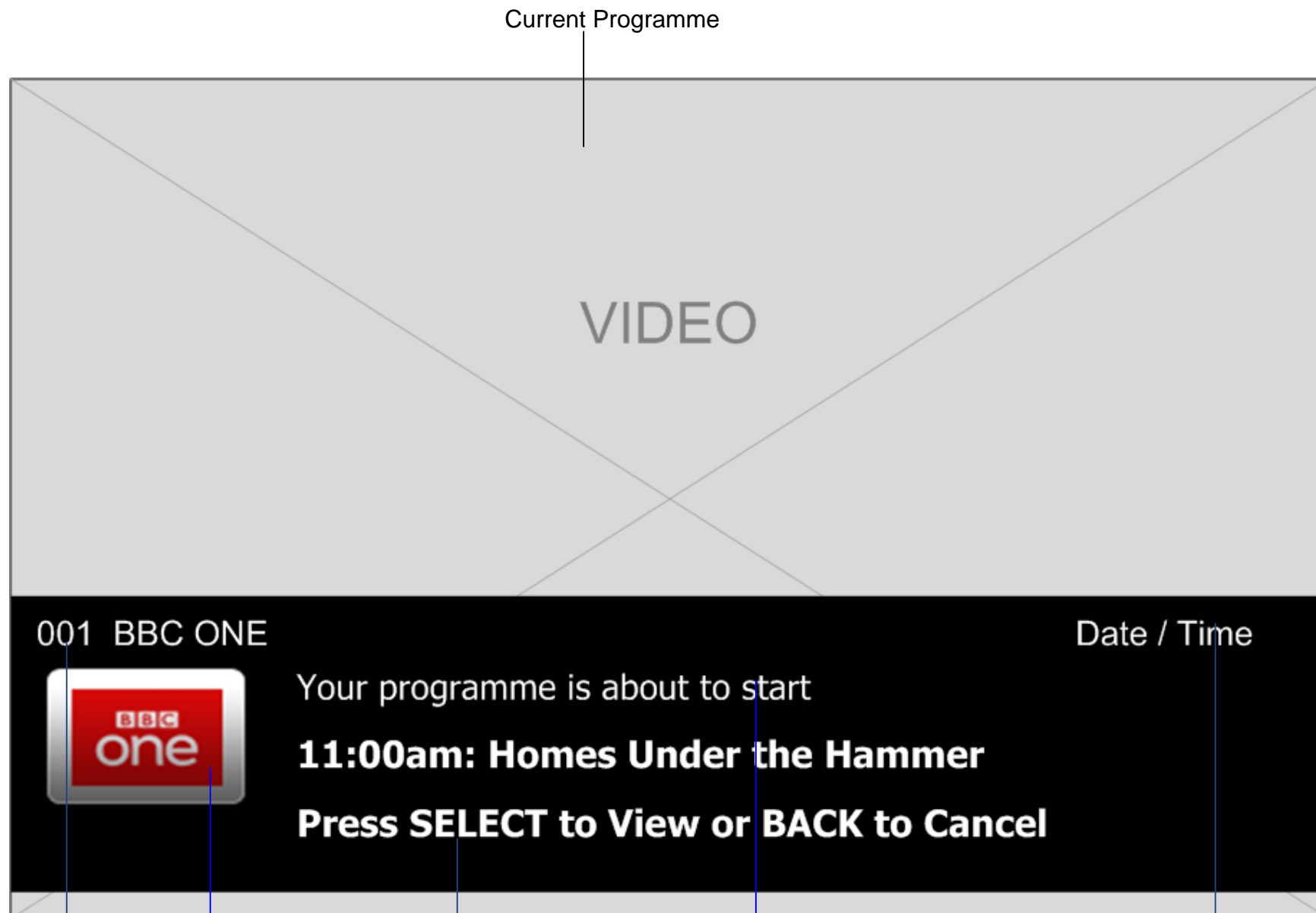
### NUMBER BUTTONS

- 31: 1
- 32: 2
- 33: 3
- 34: 4
- 35: 5
- 36: 6 [SINGLE PRESS] TO MANUALLY SELECT CHANNEL
- 37: 7
- 38: 8
- 39: 9

### ADDITIONAL BUTTONS

- 40: ASTERISK (SUBTITLES)
- 41: 0: SEE NUMBER BUTTONS ABOVE
- 42: HASH (AUDIO DESCRIPTION)
- 43: DELETE (NO CURRENT FUNCTION)
- 44: HELP (NO CURRENT FUNCTION)
- 45: TEXT (NO CURRENT FUNCTION)
- 46: MODE (NO CURRENT FUNCTION)
- 47: SHORTCUTS (NO CURRENT FUNCTION)

# Reminder Message Minibar



Current Programme

VIDEO

001 BBC ONE



Your programme is about to start

**11:00am: Homes Under the Hammer**

**Press SELECT to View or BACK to Cancel**

Date / Time

Current channel

Channel's logo

[Single press] SELECT or BACK to cancel the current process, (if user wishes to change their mind, they have this option available)

When user places a reminder, and the programme is about to start, the following message appears on the Minibar

Current Time | Date

## Remote Control Notes



### GLOBAL BUTTONS

- 1: POWER: ON/OFF [SINGLE PRESS] TURNS ON/OFF BOX.
- 2: ON DEMAND: [SINGLE PRESS] TOGGLES USER TO ON DEMAND MENU.
- 3: TV GUIDE: [SINGLE PRESS] TOGGLES USER TO TV GUIDE MENU.
- 4: EXIT: [SINGLE PRESS] CURRENTLY NO FUNCTION, SHOULD EXIT ON FOCUS SCREEN
- 5: BT VISION: [SINGLE PRESS] TOGGLES USERS TO BT VISION MENU
- 6: FAV: [SINGLE PRESS] OVERLAY WITH USERS FAVOURITE MENU.

### NAVIGATIONAL

- 7: VOLUME + [SINGLE/MULTIPLE PRESS] INCREASE VOLUME
- 8: VOLUME - [SINGLE/MULTIPLE PRESS] DECREASE VOLUME
- 9: ARROW < [SINGLE/MULTIPLE PRESS] NO CURRENT FUNCTION
- 10: ARROW ^ [SINGLE/MULTIPLE PRESS] NO CURRENT FUNCTION
- 11: ARROW > [SINGLE/MULTIPLE PRESS] NO CURRENT FUNCTION
- 12: ARROW v [SINGLE/MULTIPLE PRESS] NO CURRENT FUNCTION
- 13: SELECT [SINGLE PRESS ONCE] ON CURRENT FOCUS WILL CANCEL THE REMINDER
- 14: CHANNEL + [SINGLE/MULTIPLE PRESS] BROWSE CHANNELS ABOVE CURRENT CHANNEL
- 15: CHANNEL - [SINGLE/MULTIPLE PRESS] BROWSE CHANNELS BELOW CURRENT CHANNEL
- 16: MUTE: [SINGLE PRESS] TURNS OFF/ON SOUND
- 17: BACK: [SINGLE PRESS] ON CURRENT FOCUS WILL CANCEL THE REMINDER
- 18: INFORMATION: [SINGLE PRESS] OPENS PROGRAMME INFORMATION OVERLAY

### TRICKPLAY BUTTONS

- 19: STOP (NO CURRENT FUNCTION)
- 20: PAUSE (NO CURRENT FUNCTION)
- 21: PLAY (NO CURRENT FUNCTION)
- 22: RECORD: RECORDS PROGRAMME THAT IS ON FOCUS
- 23: STEP OUT/BACK (NO CURRENT FUNCTION)
- 24: REWIND : (NO CURRENT FUNCTION)
- 25: FAST FORWARD: (NO CURRENT FUNCTION)
- 26: STEP IN/FORWARD (NO CURRENT FUNCTION)

### COLOUR BUTTONS

- 27: RED [SINGLE PRESS] NO CURRENT FUNCTION
- 28: GREEN [SINGLE PRESS] NO CURRENT FUNCTION
- 29: YELLOW [SINGLE PRESS] NO CURRENT FUNCTION
- 30: BLUE [SINGLE PRESS] OPENS OVERLAY FOR SEARCH TEMPLATE.

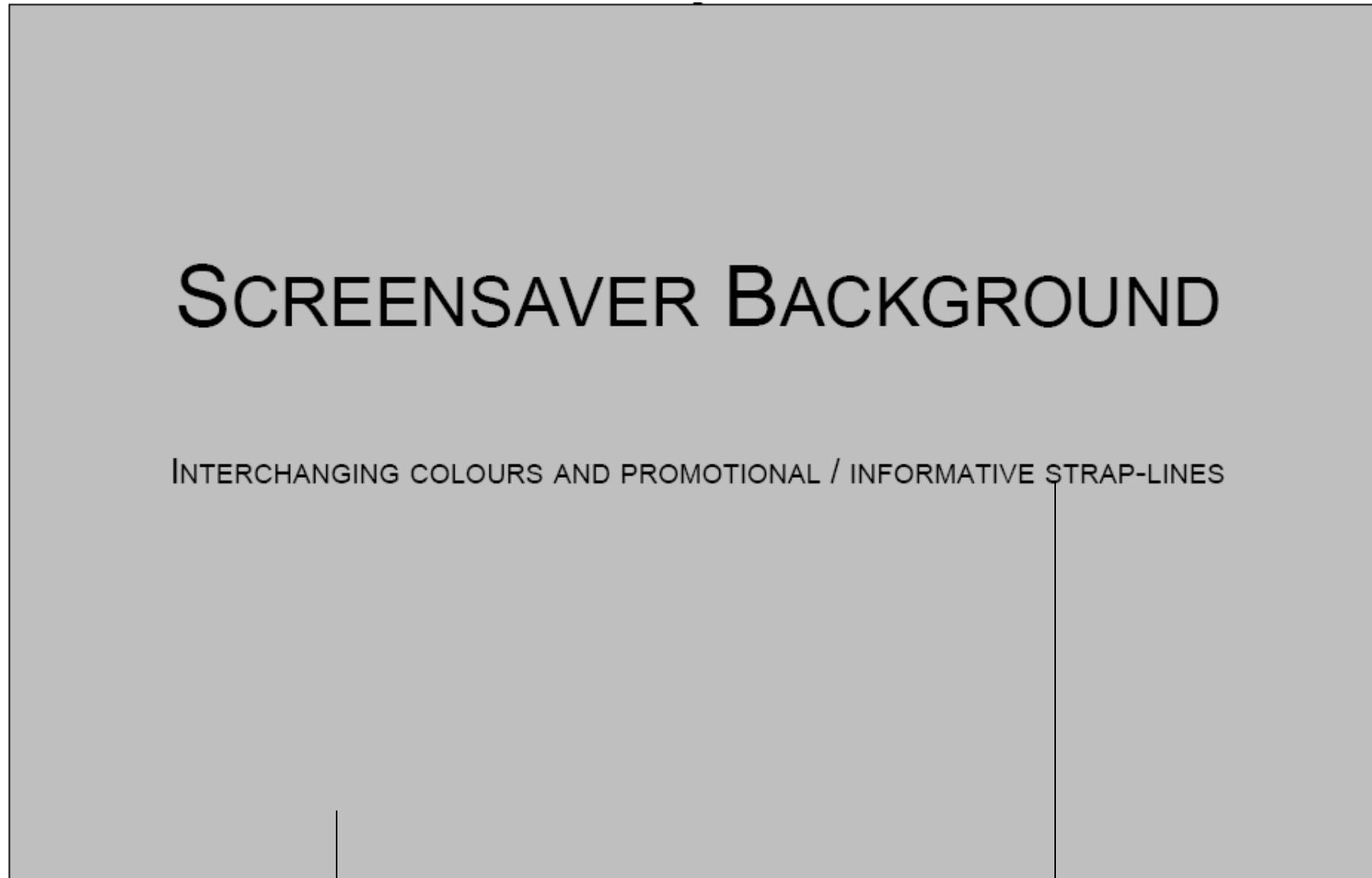
### NUMBER BUTTONS

- 31: 1
- 32: 2
- 33: 3
- 34: 4
- 35: 5
- 36: 6 [SINGLE PRESS] TO MANUALLY SELECT CHANNEL
- 37: 7
- 38: 8
- 39: 9

### ADDITIONAL BUTTONS

- 40: ASTERISK (SUBTITLES)
- 41: 0: SEE NUMBER BUTTONS ABOVE
- 42: HASH (AUDIO DESCRIPTION)
- 43: DELETE (NO CURRENT FUNCTION)
- 44: HELP (NO CURRENT FUNCTION)
- 45: TEXT (NO CURRENT FUNCTION)
- 46: MODE (NO CURRENT FUNCTION)
- 47: SHORTCUTS (NO CURRENT FUNCTION)

# Background Screensaver



This page appears once the user has left the page idle on the TV guide or ON DEMAND menu

Promotional information will be presented here and user will have call to actions available on each promotional feature

## Remote Control Notes



### GLOBAL BUTTONS

- 1: POWER: ON/OFF [SINGLE PRESS] TURNS ON/OFF BOX.
- 2: ON DEMAND: [SINGLE PRESS] TOGGLES USER TO ON DEMAND MENU.
- 3: TV GUIDE: [SINGLE PRESS] TOGGLES USER TO TV GUIDE MENU.
- 4: EXIT: [SINGLE PRESS] CURRENTLY NO FUNCTION, SHOULD EXIT ON FOCUS SCREEN
- 5: BT VISION: [SINGLE PRESS] TOGGLES USERS TO BT VISION MENU
- 6: FAV: [SINGLE PRESS] OVERLAY WITH USERS FAVOURITE MENU.

### NAVIGATIONAL

- 7: VOLUME + [SINGLE/MULTIPLE PRESS] INCREASE VOLUME
- 8: VOLUME - [SINGLE/MULTIPLE PRESS] DECREASE VOLUME
- 9: ARROW < [SINGLE/MULTIPLE PRESS] BACK TO PREVIOUS PAGE
- 10: ARROW ^ [SINGLE/MULTIPLE PRESS] BACK TO PREVIOUS PAGE
- 11: ARROW > [SINGLE/MULTIPLE PRESS] BACK TO PREVIOUS PAGE
- 12: ARROW v [SINGLE/MULTIPLE PRESS] BACK TO PREVIOUS PAGE
- 13: SELECT [SINGLE PRESS ONCE] BACK TO PREVIOUS PAGE
- 14: CHANNEL + [SINGLE/MULTIPLE PRESS] BROWSE CHANNELS ABOVE CURRENT CHANNEL
- 15: CHANNEL - [SINGLE/MULTIPLE PRESS] BROWSE CHANNELS BELOW CURRENT CHANNEL
- 16: MUTE: [SINGLE PRESS] TURNS OFF/ON SOUND
- 17: BACK: [SINGLE PRESS] BACK TO PREVIOUS PAGE
- 18: INFORMATION: [SINGLE PRESS] OPENS PROGRAMME INFORMATION OVERLAY

### TRICKPLAY BUTTONS

- 19: STOP (NO CURRENT FUNCTION)
- 20: PAUSE (NO CURRENT FUNCTION)
- 21: PLAY (NO CURRENT FUNCTION)
- 22: RECORD: RECORDS PROGRAMME THAT IS ON FOCUS
- 23: STEP OUT/BACK (NO CURRENT FUNCTION)
- 24: REWIND : (NO CURRENT FUNCTION)
- 25: FAST FORWARD: (NO CURRENT FUNCTION)
- 26: STEP IN/FORWARD (NO CURRENT FUNCTION)

### COLOUR BUTTONS

- 27: RED [SINGLE PRESS] NO CURRENT FUNCTION
- 28: GREEN [SINGLE PRESS] NO CURRENT FUNCTION
- 29: YELLOW [SINGLE PRESS] NO CURRENT FUNCTION
- 30: BLUE [SINGLE PRESS] OPENS OVERLAY FOR SEARCH TEMPLATE.

### NUMBER BUTTONS

- 31: 1
  - 32: 2
  - 33: 3
  - 34: 4
  - 35: 5
  - 36: 6
  - 37: 7
  - 38: 8
  - 39: 9
- [SINGLE PRESS] TO MANUALLY SELECT CHANNEL

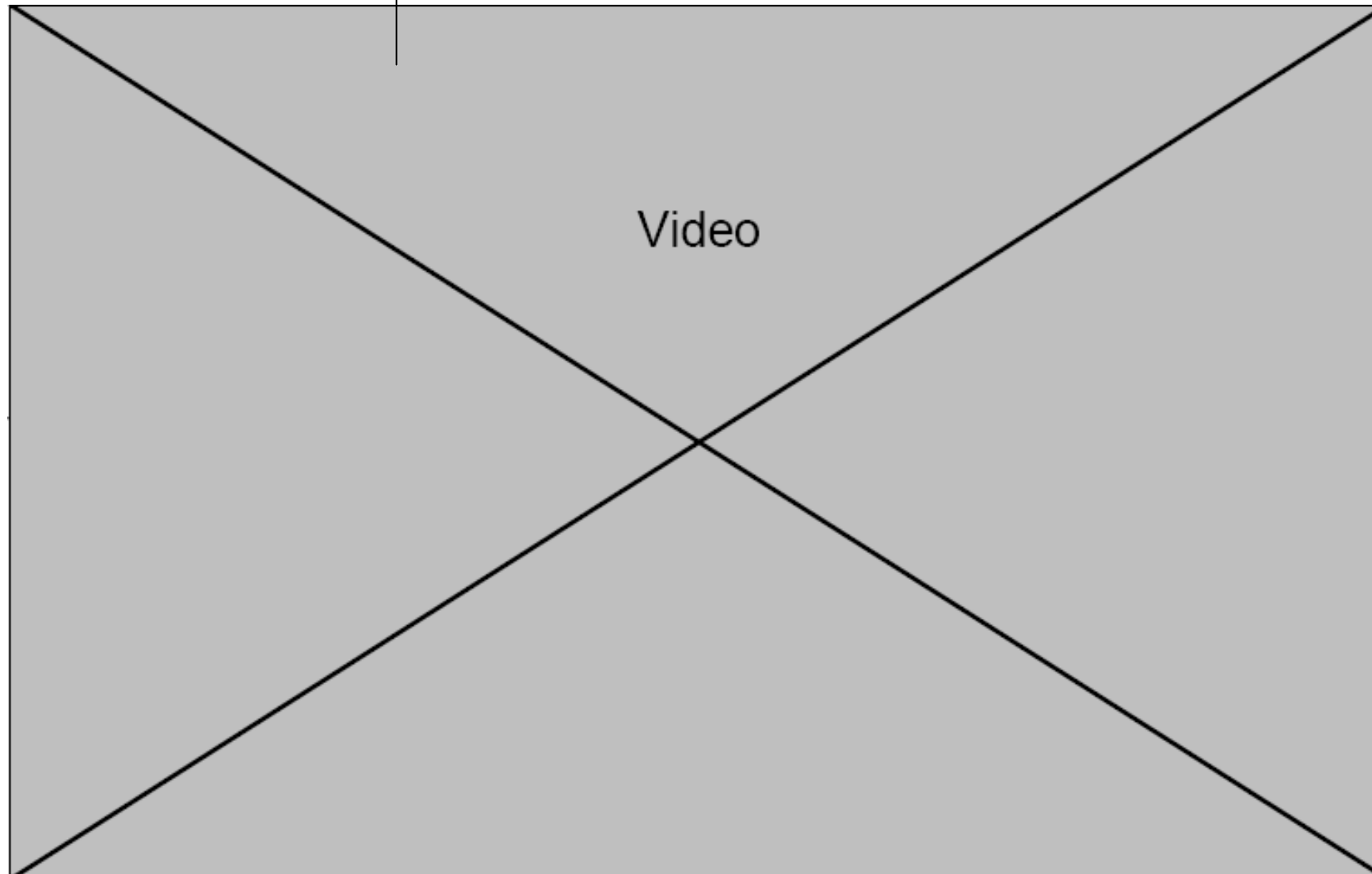
### ADDITIONAL BUTTONS

- 40: ASTERISK (SUBTITLES)
- 41: 0: SEE NUMBER BUTTONS ABOVE
- 42: HASH (AUDIO DESCRIPTION)
- 43: DELETE (NO CURRENT FUNCTION)
- 44: HELP (NO CURRENT FUNCTION)
- 45: TEXT (NO CURRENT FUNCTION)
- 46: MODE (NO CURRENT FUNCTION)
- 47: SHORTCUTS (NO CURRENT FUNCTION)



# Full screen

Once user has selected a programme, with the Minibar minimised, this will be what the user will be able to view. However, if they choose to view other programmes or browse through other channels, they have the options available to them via the remote.



## Remote Control Notes

### GLOBAL BUTTONS

- 1: POWER: ON/OFF [SINGLE PRESS] TURNS ON/OFF BOX.
- 2: ON DEMAND: [SINGLE PRESS] TOGGLES USER TO ON DEMAND MENU.
- 3: TV GUIDE: [SINGLE PRESS] TOGGLES USER TO TV GUIDE MENU.
- 4: EXIT: [SINGLE PRESS] CURRENTLY NO FUNCTION, SHOULD EXIT ON FOCUS SCREEN
- 5: BT VISION: [SINGLE PRESS] TOGGLES USERS TO BT VISION MENU
- 6: FAV: [SINGLE PRESS] OVERLAY WITH USERS FAVOURITE MENU.

### NAVIGATIONAL

- 7: VOLUME + [SINGLE/MULTIPLE PRESS] INCREASE VOLUME
- 8: VOLUME - [SINGLE/MULTIPLE PRESS] DECREASE VOLUME
- 9: ARROW < [SINGLE/MULTIPLE PRESS] MINIBAR WILL APEAR WITH OPTIONS AVAILABLE
- 10: ARROW ^ [SINGLE/MULTIPLE PRESS] MINIBAR WILL APEAR WITH OPTIONS AVAILABLE
- 11: ARROW > [SINGLE/MULTIPLE PRESS] MINIBAR WILL APEAR WITH OPTIONS AVAILABLE
- 12: ARROW v [SINGLE/MULTIPLE PRESS] MINIBAR WILL APEAR WITH OPTIONS AVAILABLE
- 13: SELECT [SINGLE PRESS ONCE] MINIBAR WILL APEAR WITH OPTIONS AVAILABLE
- 14: CHANNEL + [SINGLE/MULTIPLE PRESS] BROWSE CHANNELS ABOVE CURRENT CHANNEL
- 15: CHANNEL - [SINGLE/MULTIPLE PRESS] BROWSE CHANNELS BELOW CURRENT CHANNEL
- 16: MUTE: [SINGLE PRESS] TURNS OFF/ON SOUND
- 17: BACK: [SINGLE PRESS] MINIBAR WILL APEAR WITH OPTIONS AVAILABLE
- 18: INFORMATION: [SINGLE PRESS] OPENS PROGRAMME INFORMATION OVERLAY

### TRICKPLAY BUTTONS

- 19: STOP (NO CURRENT FUNCTION)
- 20: PAUSE (NO CURRENT FUNCTION)
- 21: PLAY (NO CURRENT FUNCTION)
- 22: RECORD: RECORDS PROGRAMME THAT IS ON FOCUS
- 23: STEP OUT/BACK (NO CURRENT FUNCTION)
- 24: REWIND : (NO CURRENT FUNCTION)
- 25: FAST FORWARD: (NO CURRENT FUNCTION)
- 26: STEP IN/FORWARD (NO CURRENT FUNCTION)

### COLOUR BUTTONS

- 27: RED [SINGLE PRESS] NO CURRENT FUNCTION
- 28: GREEN [SINGLE PRESS] NO CURRENT FUNCTION
- 29: YELLOW [SINGLE PRESS] NO CURRENT FUNCTION
- 30: BLUE [SINGLE PRESS] OPENS OVERLAY FOR SEARCH TEMPLATE.

### NUMBER BUTTONS

- 31: 1
  - 32: 2
  - 33: 3
  - 34: 4
  - 35: 5
  - 36: 6
  - 37: 7
  - 38: 8
  - 39: 9
- [SINGLE PRESS] TO MANUALLY SELECT CHANNEL

### ADDITIONAL BUTTONS

- 40: ASTERISK (SUBTITLES)
- 41: 0: SEE NUMBER BUTTONS ABOVE
- 42: HASH (AUDIO DESCRIPTION)
- 43: DELETE (NO CURRENT FUNCTION)
- 44: HELP (NO CURRENT FUNCTION)
- 45: TEXT (NO CURRENT FUNCTION)
- 46: MODE (NO CURRENT FUNCTION)
- 47: SHORTCUTS (NO CURRENT FUNCTION)

